

Appendix A (Continued)

INCON LCT LIQUID SENSOR ALARM REPORT

Follow the figures below to print a Sensor Report for LCT Alarm (Do not select Alarm History):

FIGURE 1

Press 'Home' button until you reach the screen shown below. Select 'Print' Option.

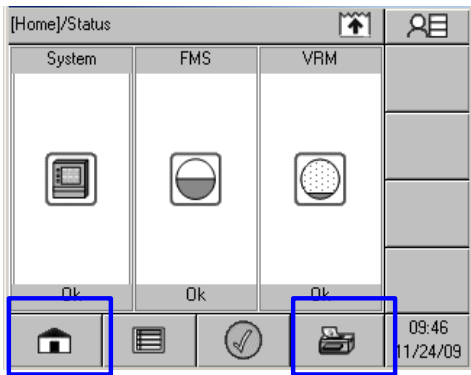


FIGURE 2

Select 'FMS' Option

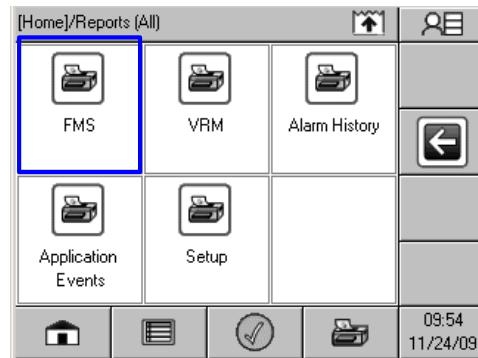


FIGURE 3

Select 'Sensor' Option. You may need to press the 'scroll' button to see the 'Sensors' selection on screen.

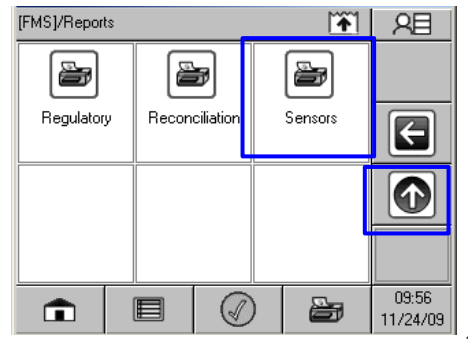


FIGURE 4

Select 'Print' Option.

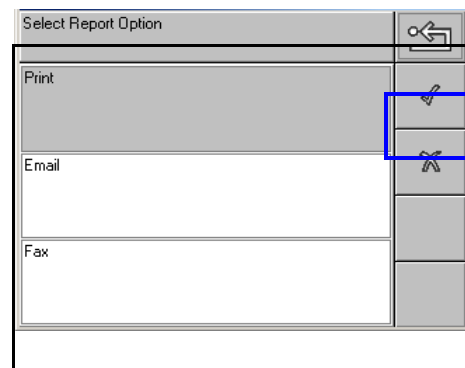


FIGURE 5

Select 'Last Available' Option. If your alarm does not show, select 'Last 30 Days' or current month and year Option. Be patient, printer takes a few minutes to print.

