

VST Level A Authorized Service Training

Getting Started

Rev. P - April, 2014

Connect to Online Training



www.vsthose.com

The screenshot shows the VST website homepage. At the top left is the VST logo. To its right is the company name "Vapor Systems Technologies, Inc." Below this is a navigation menu with links for "Corporate Profile", "Products", "Literature", "Distributors", "Compliance", and "Customer Support".

Below the navigation menu, there are two prominent buttons: "NEW VST Education" (with a red arrow pointing to it) and "CARB Click here for full VST EVR program details" (with a hand cursor icon).

The main content area features a central image of a globe with a gas station scene inside. Surrounding the globe are four product images with labels:

- ENVIRO-LOC™ Balance & Assist Nozzles**: An image of a fuel nozzle.
- ENVIRO-LOC™ Balance, Assist & Diesel Safety Breakaways**: An image of a cylindrical device.
- ENVIRO-LOC™ Balance, Assist & Non-Vapor Curb Hoses**: An image of a coiled black hose.
- GREEN-MACHINE™ Vapor Processor**: An image of a complex industrial machine on a table.

At the bottom of the page, there is a footer with the text: "Home | Help | Contact Us | Copyright 2009 VST. All Rights Reserved."

Rev. P - April, 2014



Getting Started

Click "Getting Started Instructions."

A screenshot of the Vapor Systems Technologies, Inc. website. The header features the VST logo on the left and the company name 'Vapor Systems Technologies, Inc.' in a blue serif font. Below the header is a navigation bar with links for 'Corporate Profile', 'Products', 'Literature', 'Distributors', 'Compliance', and 'Customer Support'. The main content area is divided into two columns: 'Training Modules' and 'Training Videos'. Under 'Training Modules', there is a sub-section for 'Level A EVR Hanging Hardware' which contains a list of links: 'Getting Started Instructions' (highlighted with a red arrow pointing to it), and 'Level A Training Module'. Below this list is a notice: 'This Module is being updated and will be available later this week. Please come back. Posted 04/01/14'. The 'Training Videos' section contains a link for 'EVR Balance Reattachable Safety Breakaway'. On the left side of the main content area, there is a link for 'VST Home'.

Sign Up



Welcome **Guest**  [Help](#)



Click Signup to get started.

[Signup](#)


Vapor Systems Technologies, Inc. Log-In

Login:

Password:

Remember me on this computer

SIGN IN [\(I forgot my password \)](#)

 **LMS Information**

To get started, click the Signup link.

© 2007-2013 Learning Management System (LMS) Powered by Coggnoc.com · [English \(US\)](#)



AVG Live Optimization


Over the last 4 PC usage checks, updates have been carried out.

[Click here to configure the settings.](#)

Select the VST Group




Welcome Guest [? Help](#)



Vapor Systems Technologies, Inc. Sign-up
Please select company or group you would like to be registered in

Groups

 Vapor Systems Technologies

(Cancel)

Create Login Credentials



Fill in the screens: **Be sure to write down your Login and Password** because you'll need them to login in just a few more screens.

a) You will be sent a confirmation email that you are required to open to validate your mail address before you can take the training.

b) In that confirmation email will be a link to the training.

A screenshot of a web-based signup form for Vapor Systems Technologies, Inc. The form is titled "Vapor Systems Technologies, Inc. Signup" and contains several input fields with labels and instructions. The fields are: "First Name:" and "Last Name:" (both required), "Login:" (required, with a note "Login name must be 5 or more characters long"), "Email:" (required, with a note "E-mail address must be confirmed"), "Password:" and "Confirm Password:" (both required, with a note "Secret password (5 or more characters)"). At the bottom, there is a "Sign Up" button and a "(Cancel)" link.

Vapor Systems Technologies, Inc. Signup

First Name: **Last Name:**
Required

Login:
Login name must be 5 or more characters long

Email:
E-mail address must be confirmed

Password: **Confirm Password:**
Secret password (5 or more characters)

(Cancel)



Login to the Training

[Signup](#)

Vapor Systems Technologies, Inc. Log-In

Login:

Password:

Remember me on this computer

([I forgot my password](#))

Start the Training



A screenshot of the VST Learning Management System (LMS) interface. At the top, there is a navigation bar with links for 'Home', 'Messages', 'My Receipts', 'My Web Site', and 'Archive', along with a 'Logout' button. Below this, a welcome message reads 'Welcome smclaughlin (Vapor Systems Technologies, Inc. LMS)'. To the right of the welcome message are links for 'Settings' and 'My Certificates', with a sub-link 'Share your thoughts, ideas... (click)'. The main content area features a large VST logo on the left and a navigation bar with 'Modules', 'Discussions', and 'Activity' tabs. Below the navigation bar, there are two main sections: 'Modules and Courses' and 'LIBRARIES'. The 'Modules and Courses' section contains a single course entry: 'Level A VST Authorized Service Contractor Course'. This entry includes a small VST logo, the course title, the provider 'LMS (Vapor Systems Technologies)', 'No description', 'No actions', and a status of 'not started'. A play button icon is visible at the end of the course entry. The 'LIBRARIES' section contains a single entry: 'All Training'. A red arrow points from the 'Start the Training' title to the play button icon of the course entry.

End of "Getting Started" Instructions